

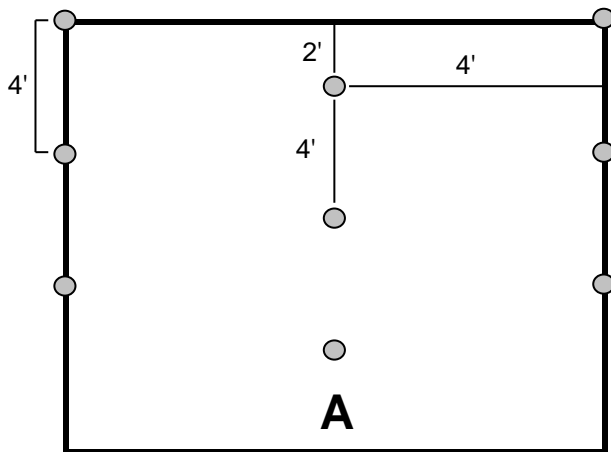
## Curlex® CL Staple Pattern Guide

For 8' wide Curlex Erosion Control Blankets

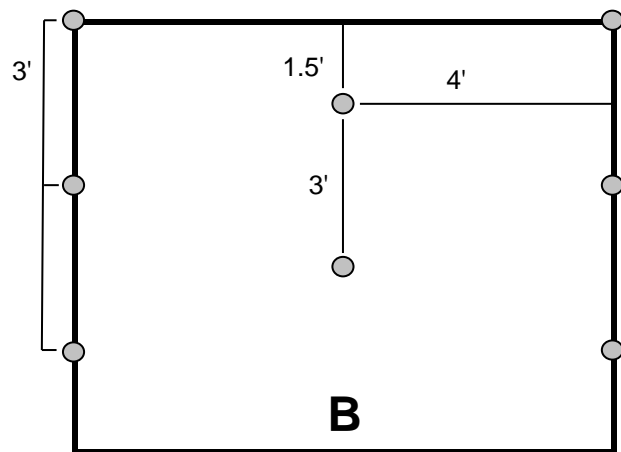
Adjust horizontal staple spacing for 4', 12', and 16' wide Curlex Erosion Control Blankets

Application	Slope			Channel
	≤ 4:1	≤ 3:1	≤ 1.5:1	≤1.80 lb/ft <sup>2</sup> (86 Pa) Shear Stress ≤7.3 ft/sec (2.2 m/sec) Velocity
Staple Pattern	A	B	C	C

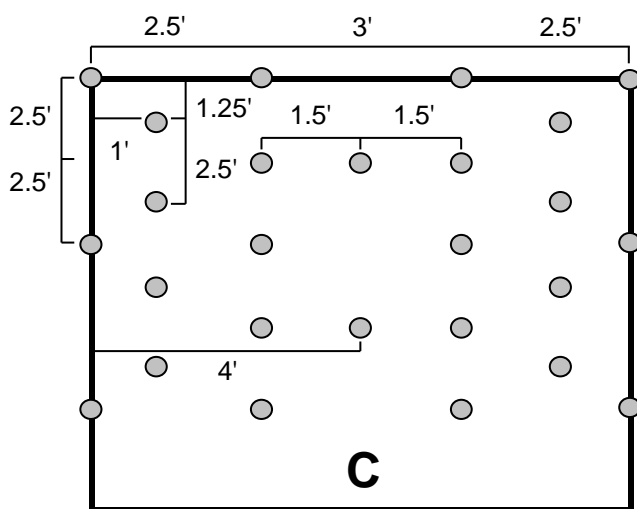
○ = Staple Placement



0.9 Staples/yd<sup>2</sup>



1.1 Staples/yd<sup>2</sup>



2.5 Staples/yd<sup>2</sup>

### Notes:

1. Recommended staples are a minimum 4" biodegradable E-Staple®, as provided by American Excelsior Company, or 6" wire for cohesive soils and 6" biodegradable E-Staple®, as provided by American Excelsior Company, or 8" wire for non-cohesive soils.
2. Adjust staple pattern so staples are placed in critical channel points (e.g. slope interface, channel bottom) as illustrated below:

Critical channel points are circled.

