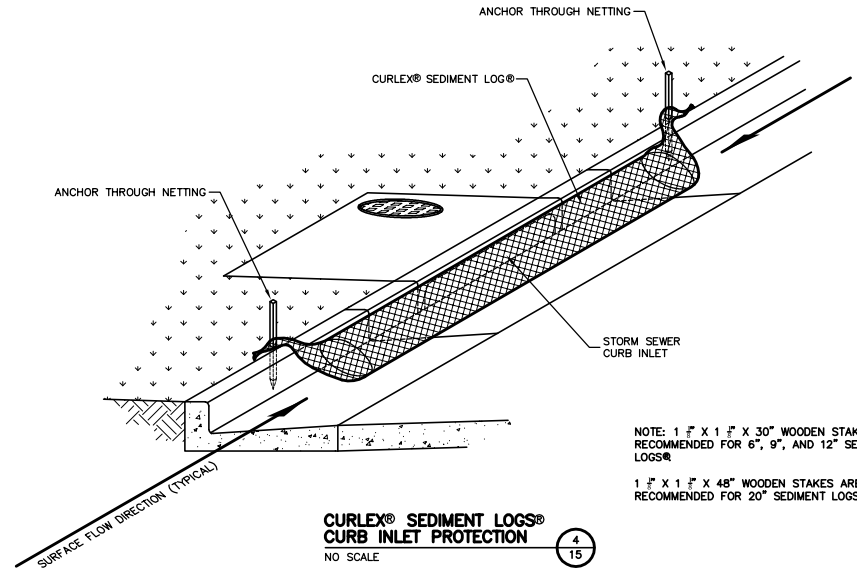
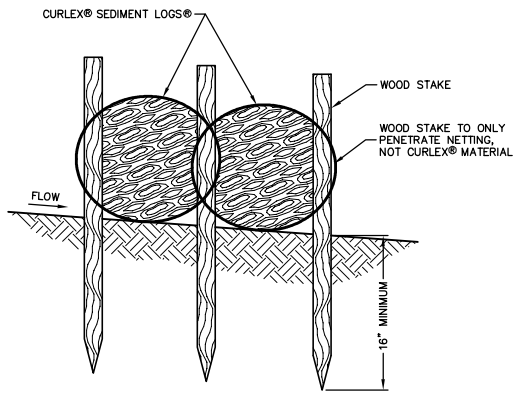
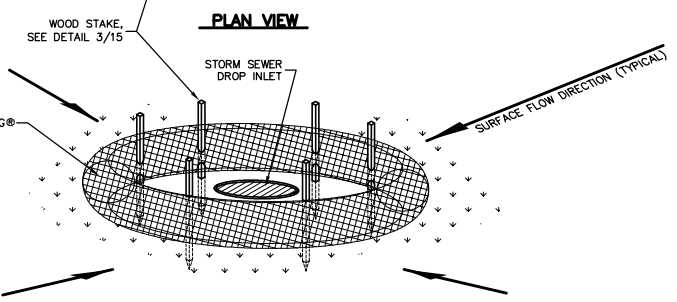


**CURLEX® SEDIMENT LOGS®
DROP INLET PROTECTION**
NO SCALE 1
15

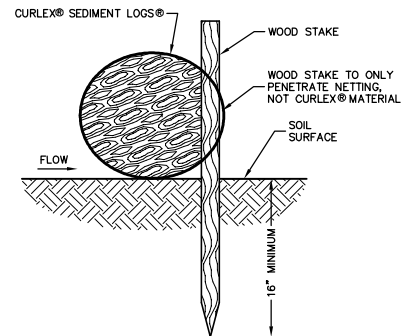


**CURLEX® SEDIMENT LOGS®
CURB INLET PROTECTION**
NO SCALE 4
15

NOTE: 1" X 1" X 30" WOODEN STAKES ARE RECOMMENDED FOR 6", 9", AND 12" SEDIMENT LOGS®
1" X 1" X 48" WOODEN STAKES ARE RECOMMENDED FOR 20" SEDIMENT LOGS®



STAKE DETAIL
NO SCALE 2
15



STAKE DETAIL
NO SCALE 3
15



NO.	BY	DATE	REVISIONS

PROJECT MANAGER	
CHECKED BY:	
APPROVED BY:	

**AMERICAN EXCELSIOR COMPANY
ARLINGTON, TEXAS**

SHEET DESCRIPTION
**CURLEX® SEDIMENT LOGS®
INLET PROTECTION DETAILS**

DATE 8/14/03	DRAWN BY
SCALE NONE	PROJECT NO.
	SHEET NO. 15